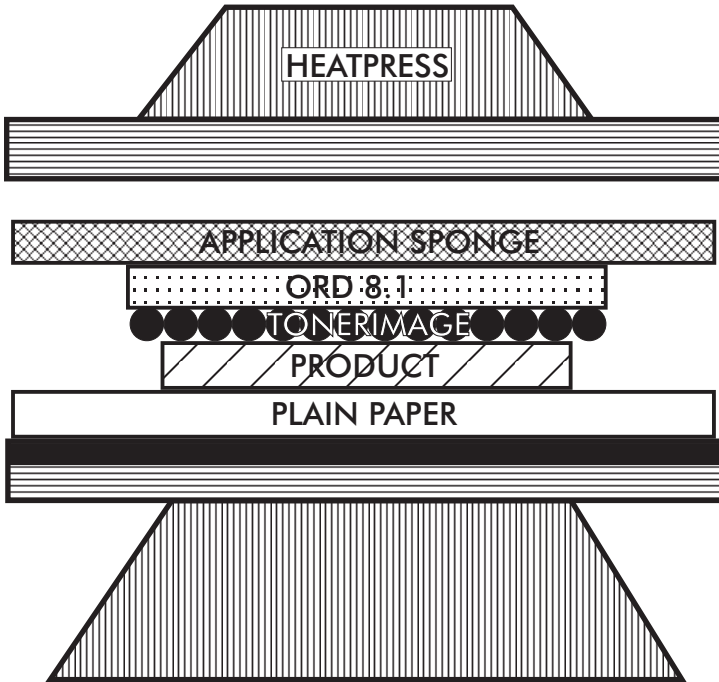


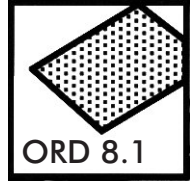
ORD 8.1




Clean surface before applying the Transfer!
Note: Press Glass and thicker products longer than Acrylic and thinner products. Expose thick Glass products to the heat platen for a minute to pre-heat them. If you anticipate to decorate a larger number of smaller items you might want to cut the Application Sponge in 2 or 4 pieces.



PRINT



PRESS



Note: Lightly moisten the Application Sponge before pressing especially on Acrylic products. Let product cool down and carefully trim off the overlapping paper. Note: If you use the ORD Flock for the finishing touch, apply the Flock first before trimming!